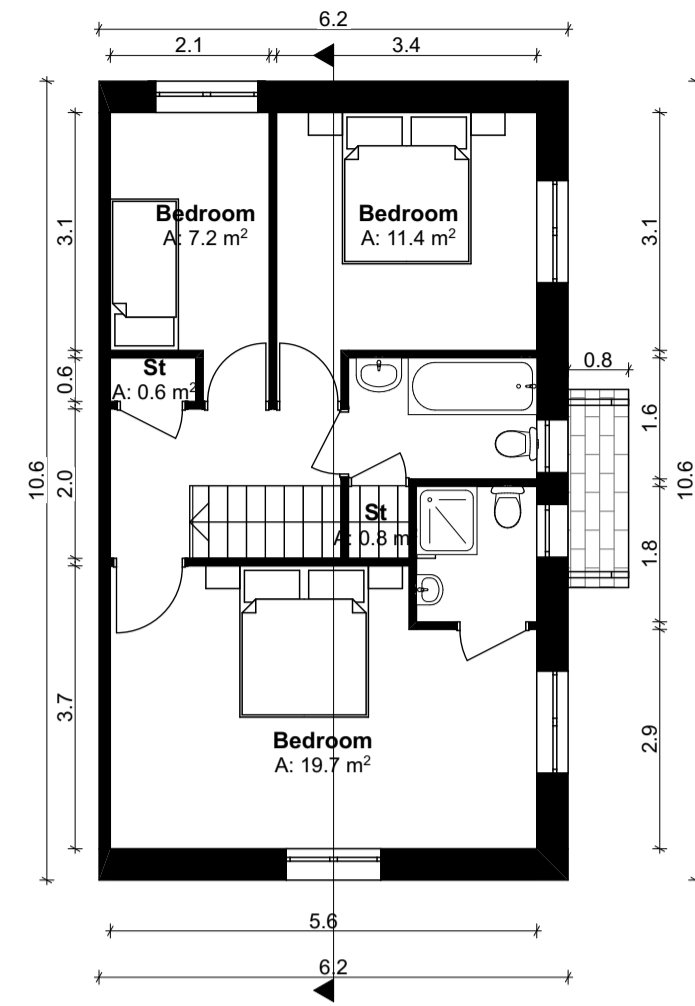
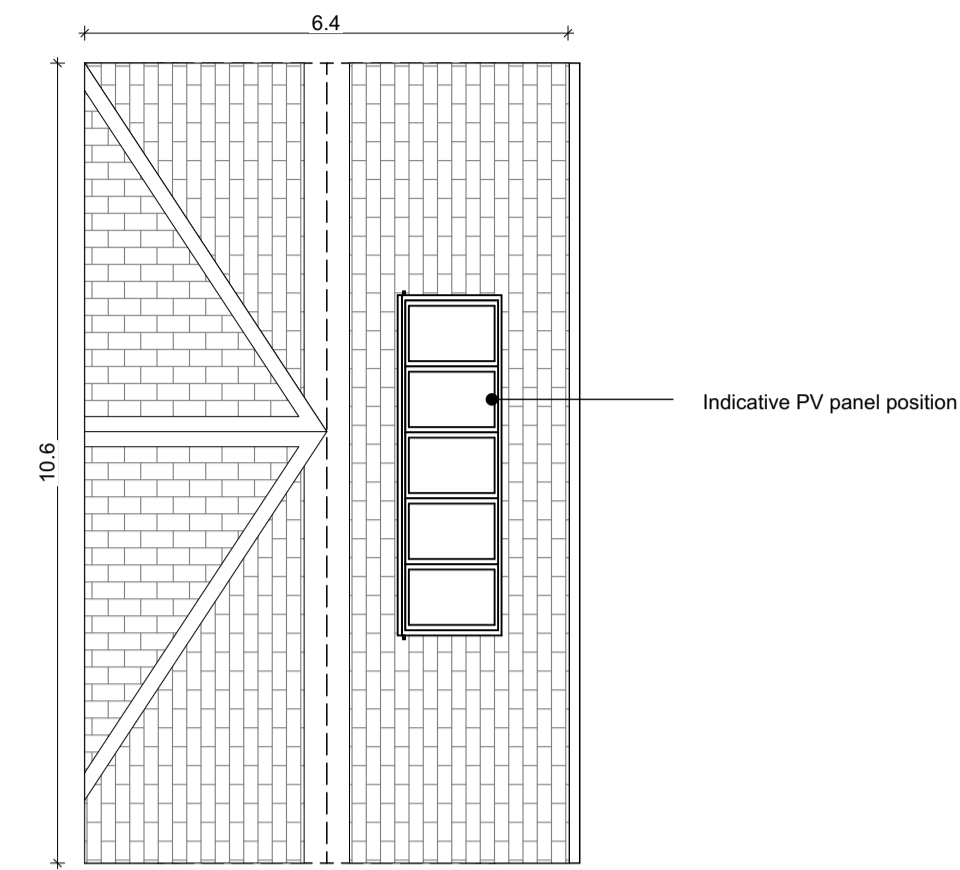


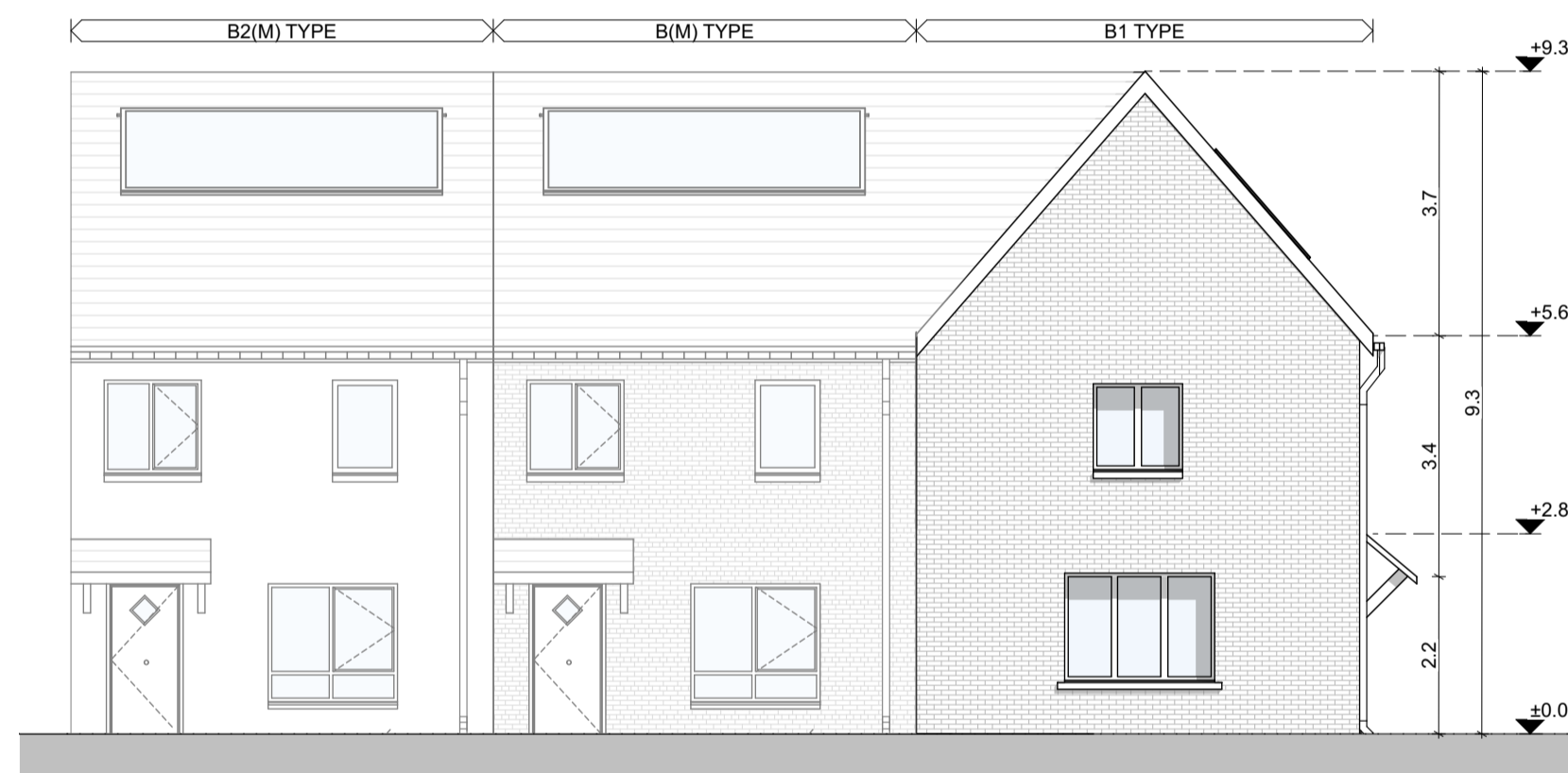
Ground Floor Plan
SCALE 1:100



First Floor Plan
SCALE 1:100



Second Floor Plan
SCALE 1:100



Side Elevation
SCALE 1:100



Side Elevation
SCALE 1:100

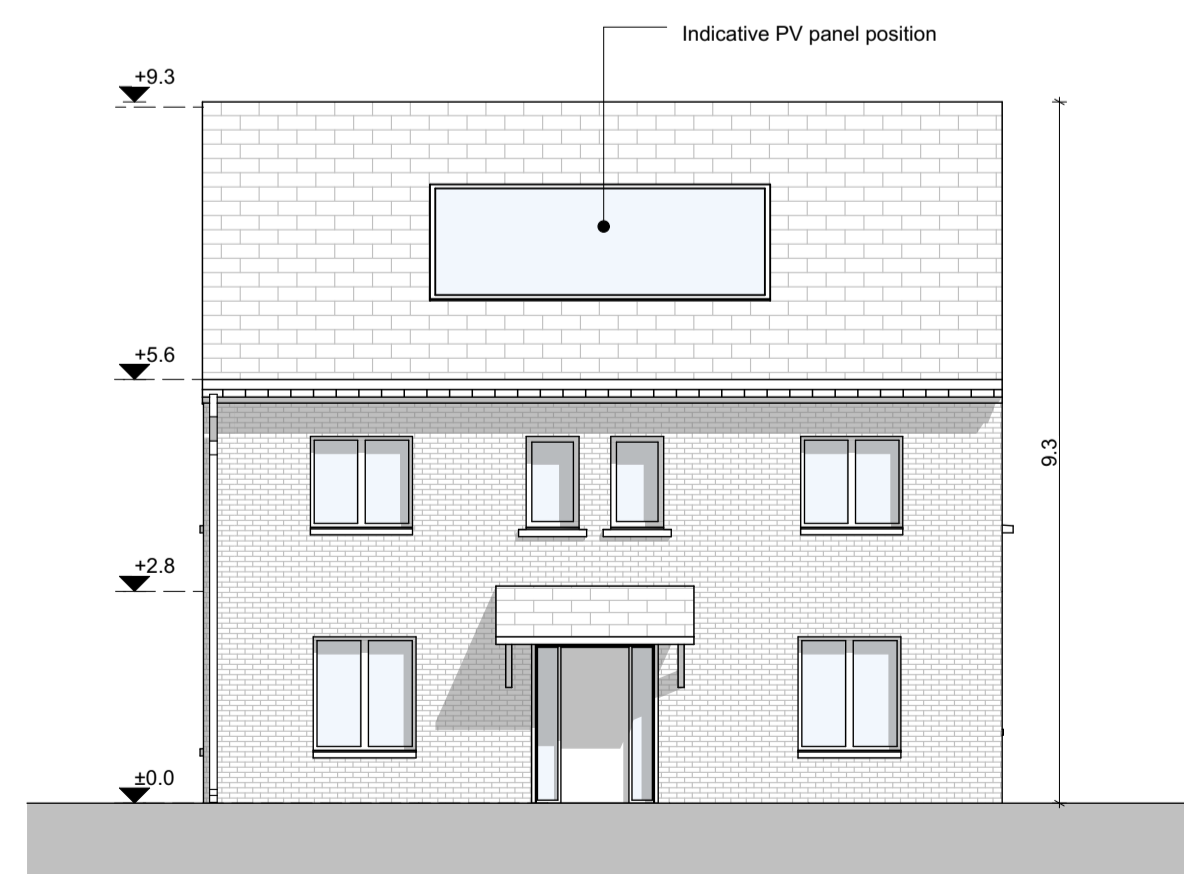
House Type - HB1 - Gross Internal Area		
Area Type	Proposed Area	DoHPCLG Area Min.
Ground Floor	55 m ²	
First Floor	55 m ²	
Grand Total	110.0 m ²	92.0 m ²

House Type - HB1 - Space Provision & Room Sizes		
Area Type	Proposed Area	DoHPCLG Area Min.
Aggregate Bedroom Area	38.3 m ²	32.0 m ²
Aggregate Living Area	40.3 m ²	34.0 m ²
Main Living Area	21.1 m ²	13.0 m ²

House Type - HB1 - Storage Provision		
Area Type	Proposed Area	DoHPCLG Area Min.
Storage	5.0 m ²	5.0 m ²

Refer to Site Plan for:
 - Finished floor levels to survey datum
 - Orientation
 - Handing of type for each unit

Unit Number: 28



Front Elevation
SCALE 1:100



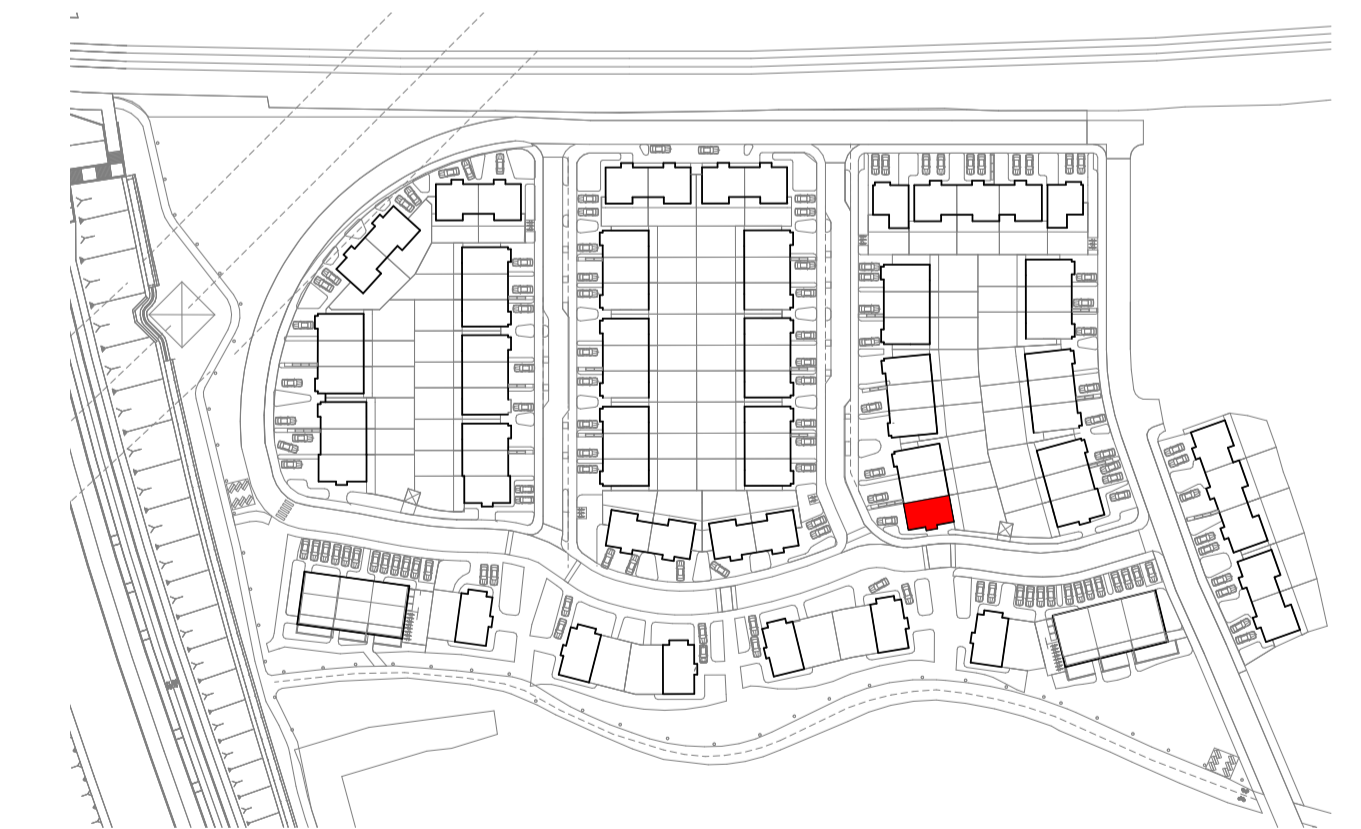
Typical Section
SCALE 1:100

Notes

Do not scale from this drawing.
 Use figured dimensions only.
 All errors and omissions to be reported to the Architect.
 This drawing is to be read in conjunction with relevant consultant's drawings.
 All dimensions are in millimetres and all levels are in meters to match Datums unless otherwise noted.

This drawing is for planning purposes only and not for construction.
 This drawing or design may not be reproduced without permission.

NOTES ON FINISHES:	
ROOF:	TO BE FINISHED IN SLATE OR CONCRETE ROOF TILES IN SELECTED COLOUR OR SIMILAR APPROVED
WALLS:	SELECTED CLAY BRICKWORK WHERE INDICATED OTHERWISE SELECTED SELF-COLOURED RENDER
JOINERY:	ALL WINDOWS AND DOORS, FRAMES AND LEAFS TO BE ALUMINIUM POWDER COATED TO APPROVED COLOUR OR UPVC OR PAINTED TIMBER TO APPROVED COLOUR. OBSCURE GLAZING WHERE INDICATED TO SENSITIVE
WINDOWS:	
RAINWATER GOODS:	GUTTERS, DOWNPIPES AND FIXINGS TO BE UPVC OR ALUMINIUM POWDER COATED TO SELECTED COLOUR TO MATCH ROOF SLATES.
PV PANELS:	INDICATIVE PV PANEL POSITION, FINAL PV PANEL POSITION DEPENDS ON HOUSE ORIENTATION. THE PV PANELS INDICATED ARE A PROVISIONAL OPTION TO SATISFY RENEWABLE ENERGY REQUIREMENTS OF BUILDING REGULATIONS PART L. PV PANELS MAY BE OMITTED IN FAVOUR OF ALTERNATIVE RENEWABLE ENERGY OPTIONS.



KEY PLAN



Planning Application



DELPHI ARCHITECTS + PLANNERS 13 SEAPONT BUILDING, 4445 CLONTARF ROAD, CLONTARF, DUBLIN 3 PH: 01 2447638 EMAIL: info@delphibuild.com WEB: www.delphibuild.com	Scale: 1:100, 1:0.87
Layout ID: HT03-	Job No: D1408-04
Project: Barnhill	Series: Planning
Drawing Name: House Type H-B1 Plans, Section, Elevations	Date: 07/07/2022
	Status: Planning

THIS DRAWING TO BE READ IN CONJUNCTION WITH RELEVANT CONSULTANTS DRAWINGS - NOTIFY ARCHITECTS OF ANY DISCREPANCIES - CHECK DIMENSIONS ON SITE - USE FIGURE DIMENSIONS ONLY - COPYRIGHT RESERVED FOR DELPHI ARCHITECTS LTD.