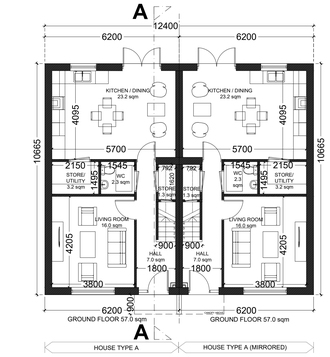

GROUND FLOOR PLAN
SCALE 1:100

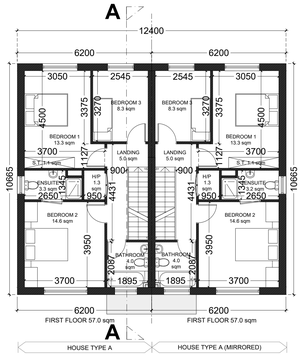

FIRST FLOOR PLAN
SCALE 1:100

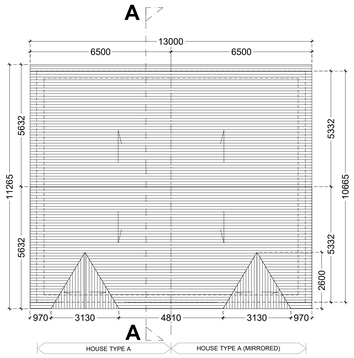

ROOF FLOOR PLAN
SCALE 1:100

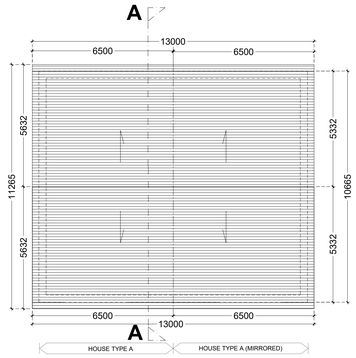

ROOF FLOOR PLAN
SCALE 1:100
OPTION 3

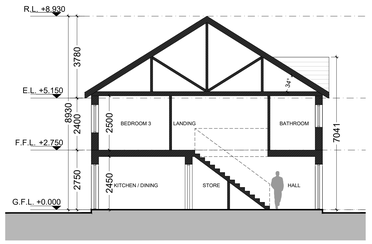

SECTION A-A
SCALE 1:100

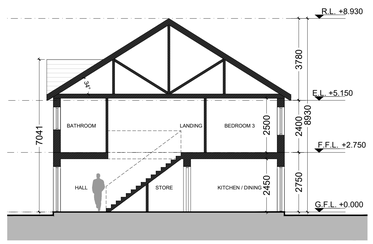

SECTION A-A (MIRRORED UNIT)
SCALE 1:100

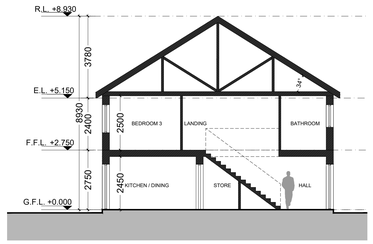

SECTION A-A
SCALE 1:100
OPTION 3

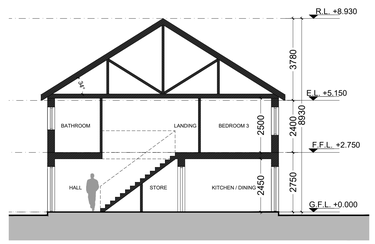

SECTION A-A (MIRRORED UNIT)
SCALE 1:100
OPTION 3

FRONT ELEVATION 1-1
SCALE 1:100
OPTION 1
HOUSE NO.S 06-07, 10-11, 20-21, 36-37, 38-39

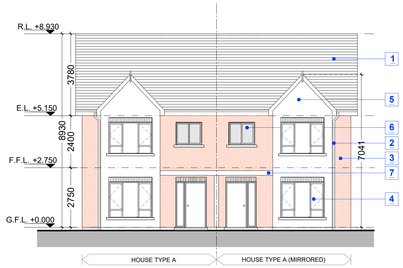

FRONT ELEVATION 1-1
SCALE 1:100
OPTION 2
HOUSE NO.S 04-05, 08-09, 18-19, 27-28, 32-33

FRONT ELEVATION 1-1
SCALE 1:100
OPTION 3
HOUSE NO.S 02-03, 12-13

REAR ELEVATION 2-2
SCALE 1:100
HOUSE NO.S 02-13, 18-21, 27, 28, 32-39

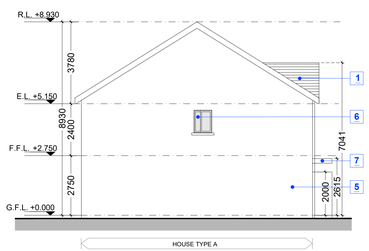

SIDE ELEVATION 3-3
SCALE 1:100
HOUSE NO.S 02-13, 18-21, 27, 28, 32-39

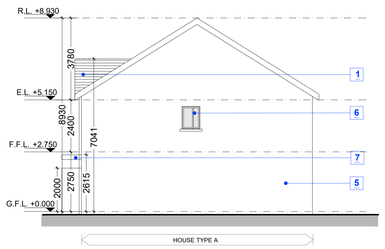

SIDE ELEVATION 4-4
SCALE 1:100
HOUSE NO.S 02-13, 18-21, 27, 28, 32-39

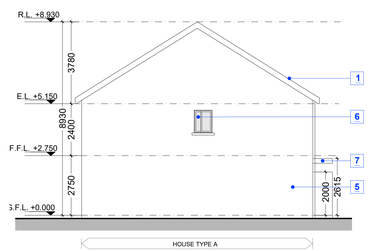

SIDE ELEVATION 3-3
SCALE 1:100
OPTION 3
HOUSE NO.S 02-13, 18-21, 27, 28, 32-39

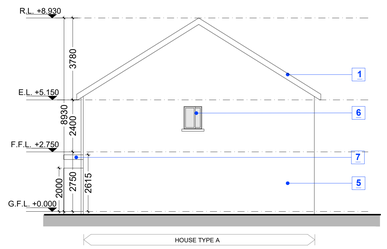

SIDE ELEVATION 4-4
SCALE 1:100
OPTION 3
HOUSE NO.S 02-13, 18-21, 27, 28, 32-39

NOTES

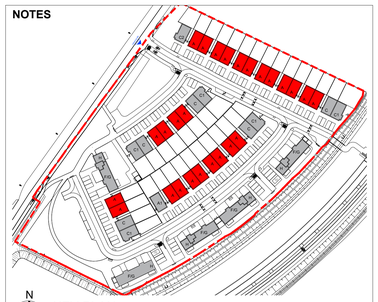

KEY PLAN
N.T.S

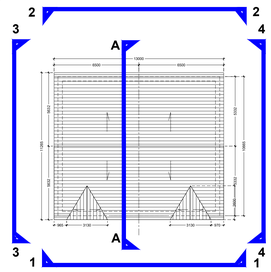

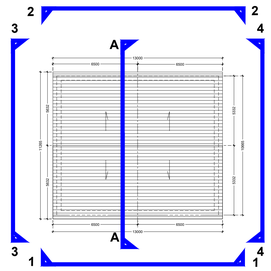

1 FLAT BLACK CLAY OR CONCRETE ROOF TILES.

2 UPVC/ ALUMINIUM GUTTER OR DOWNPIPES

3 SELECTED FACING BRICK TO STREET

4 DOUBLED GLAZED UPVC WINDOWS

5 SELECTED PAINTED RENDER FINISH

6 OBSCURE GLAZING

7 CANOPY OVER DOOR ENTRANCES

GFL = FINISHED GROUND FLOOR LEVEL FOR HOUSE TYPE
FFL = FINISHED FIRST FLOOR LEVEL FOR HOUSE TYPE
EL = EAVES LEVEL
RL = ROOF LEVEL
FOR SITE SPECIFIC LEVELS SEE ENGINEERS SITE LAYOUT PLAN

REFER TO RELEVANT SITE LAYOUT PLAN DRAWING NO. 3.1.001 FOR FINISHED FLOOR LEVELS, ORIENTATION AND LOCATION OF UNITS

REFER TO RELEVANT DRAWINGS FOR FURTHER DETAIL , i.e , LANDSCAPING DRAWINGS BY GANNON ASSOCIATES, ENGINEERING DRAWINGS BY CSEA, ETC

REV	DATE	DRN	NOTES

DO NOT SCALE FROM THIS DRAWING. USE FIGURED DIMENSIONS IN ALL CASES.
VERIFY DIMENSIONS ON SITE AND REPORT ANY DISCREPANCIES TO THE ARCHITECTS IMMEDIATELY.
THIS DRAWING TO BE READ IN CONJUNCTION WITH THE ARCHITECTS SPECIFICATION.
THIS DRAWING IS COPYRIGHT AND MAY ONLY BE REPRODUCED WITH THE ARCHITECTS PERMISSION.

CDP Architecture
Designers - Planning - Interiors - Project Management
4, The Mall, Main Street,
Lucan Village, Co. Dublin,
K78 V9R6
T: 01 6214498
E: info@cdparchitecture.ie
W: www.cdp-architecture.com

PLANNING

JOB
PROPOSED RESIDENTIAL DEVELOPMENT
BARNHILL
CO. DUBLIN

DATE
JULY 2022

CLIENT
ALANNA HOMES &
ALCOVE IRELAND FOUR LTD.

DRN
CM

SCALE
1:100 @ A0

DRAWING TITLE
House Type A (Plans, Elevations, Section)

CHECKED
PT

JOB NUMBER	DRAWING NUMBER	REVISION
2019_035	3.1.101	