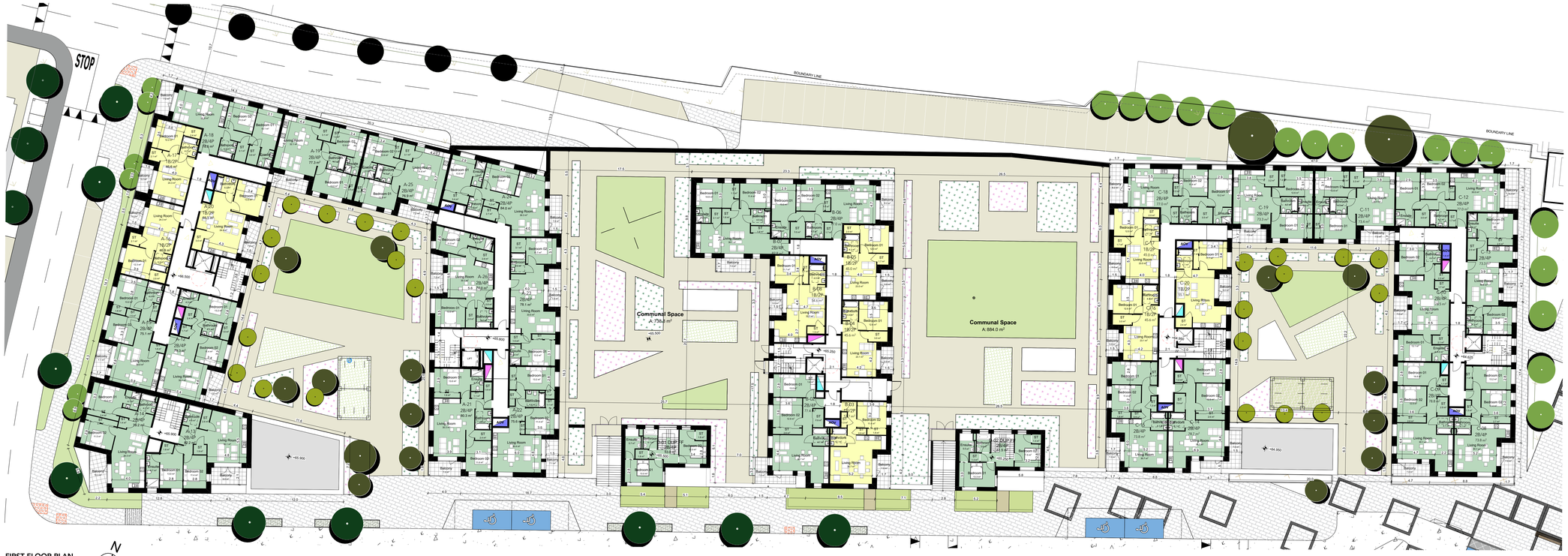

FIRST FLOOR PLAN
SCALE 1:200

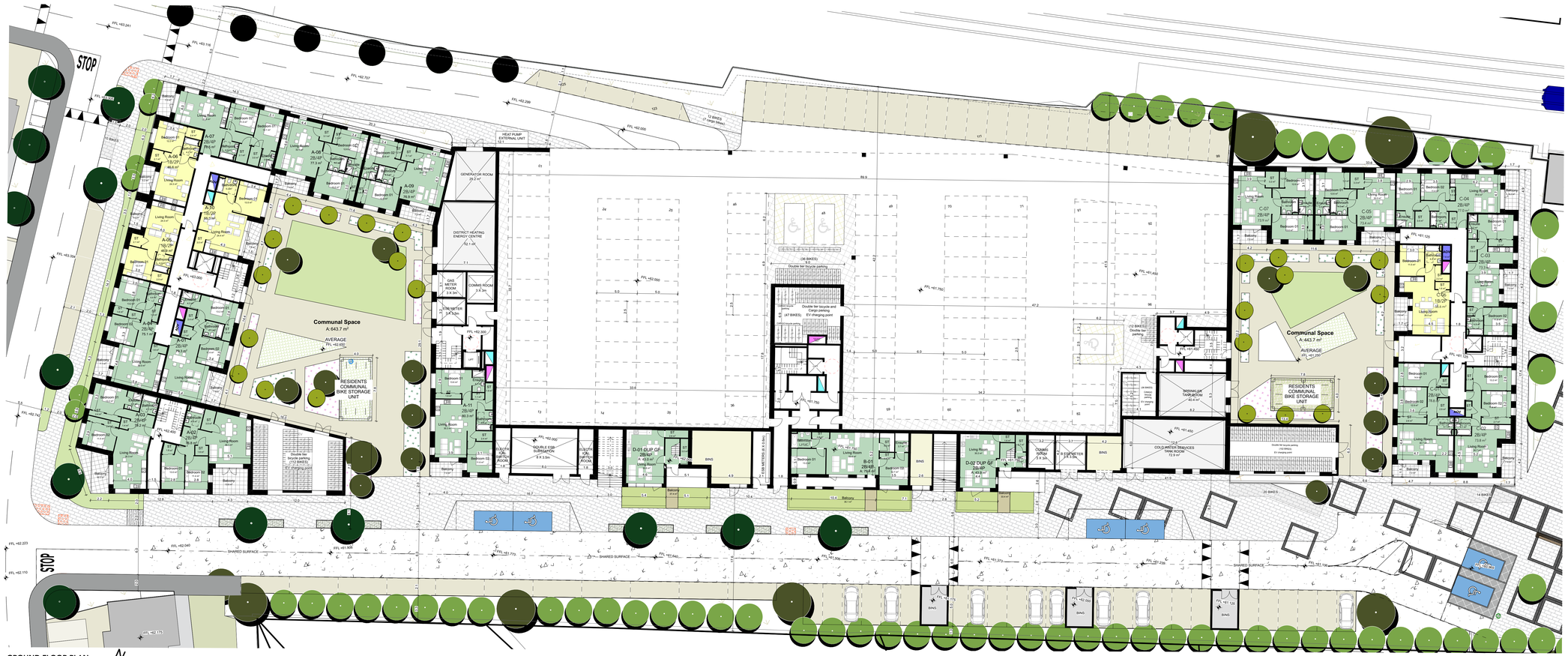

GROUND FLOOR PLAN
SCALE 1:200

Notes

Do not scale from this drawing.
Use figured dimensions only.
All errors and omissions to be reported to the Architect.
This drawing is to be read in conjunction with relevant consultant's drawings.
All dimensions are in millimetres and all levels are in meters to match Datums unless otherwise noted.

This drawing is for planning purposes only and not for construction.
This drawing or design may not be reproduced without permission.

Note:

For further detail landscape, engineer, traffic, etc., please refer to the consultants drawings.

NOTES ON FINISHES:	
ROOF:	GREEN ROOF FINISH WHERE INDICATED, FOR MORE DETAILS, SEE LANDSCAPE ARCHITECT'S DRAWINGS.
WALLS:	SELECTED CLAY BRICKWORK WHERE INDICATED OTHERWISE SELECTED SELF-COLOURED RENDER
JOINERY:	ALL WINDOWS AND DOORS, FRAMES AND LEAFS TO BE ALUMINIUM POWDER COATED TO APPROVED COLOUR OR UPVC OR PAINTED TIMBER TO APPROVED COLOUR. OBSCURE GLAZING WHERE INDICATED WINDOWS.
RAINWATER GOODS:	GUTTERS, DOWNPIPES AND FIXINGS TO BE uPVC OR ALUMINIUM POWDER COATED TO SELECTED COLOUR TO MATCH ROOF SLATES.
SOLAR PANELS:	INDICATIVE SOLAR PANEL POSITION, FINAL SOLAR PANEL POSITION TO BE CONFIRMED ACCORDINGLY TO ORIENTATION. THE SOLAR PANELS ARE A PROVISIONAL OPTION TO SATISFY RENEWABLE ENERGY REQUIREMENTS OF BUILDING REGULATIONS PART L. SOLAR PANELS MAY BE OMITTED IN FAVOUR OF ALTERNATIVE RENEWABLE ENERGY OPTIONS.

Note:
For further detail regarding communal Bins storage unit, please see drawings PLA-15.

SCHEDULE OF ACCOMMODATION

UNIT TYPE	NO	TOTAL
BLOCK A		
1 BED	18	
2 BED	56	
3 BED	00	
TOTAL	74	**74**
BLOCK B		
1 BED	19	
2 BED	22	
3 BED	00	
TOTAL	41	**41**
BLOCK C		
1 BED	22	
2 BED	72	
3 BED	00	
TOTAL	94	**94**
DUPLEX		
1 BED	00	
2 BED	02	
3 BED	00	
TOTAL	02	**02**
TOTAL UNITS		**211**

UNIT TYPE	NO	TOTAL	DOHPCLG Area Min.
1 BED	59		45 sqm
2 BED	152		73 sqm
3 BED	00		90 sqm
TOTAL	211	**211**	

CAR PARKING

UNDERCROFT	125
SURFACE	45
TOTAL	**170**
DISABLE	09
FOR RESIDENTS	170
FOR VISITORS	00

BICYCLE PARKING

UNDERCROFT	315
SURFACE	90
TOTAL	**405**
FOR RESIDENTS	363
FOR VISITORS	22

TRAIN STATION BIKE PROVISION

VISITORS	10
SECURE STORAGE	72
TOTAL	**82**

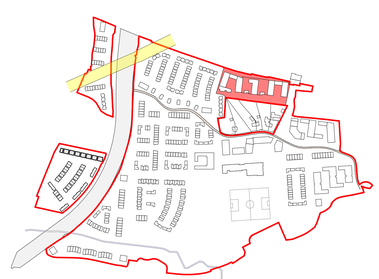

KEY PLAN (NTS)

RIAI

Planning Application

DELPHI ARCHITECTURE + PLANNING

DELPHI ARCHITECTS + PLANNERS | 13 SEAPOINT BUILDING, 44/45 CLONTARF ROAD, CLONTARF, DUBLIN 3 | PH: 01 2447638 | EMAIL: info@delphibuild.com | WEB: www.delphibuild.com

Layout ID:	RQ01	Scale:	A0 SHOWN @A0
		Job No.:	D1408-04
Project:	Barnhill Village - SHD Residential Development	Series:	
		Date:	07/07/2022
Drawing Name:	Ground and First Floor	Status:	Planning

THIS DRAWING TO BE READ IN CONJUCTION WITH RELEVANT CONSULTANTS DRAWINGS - NOTIFY ARCHITECTS OF ANY DISCREPANCIES - CHECK DIMENSIONS ON SITE - USE FIGURE DIMENSIONS ONLY - COPYRIGHT RESERVED FOR DAVEY & SMITH ARCHITECTS LTD.